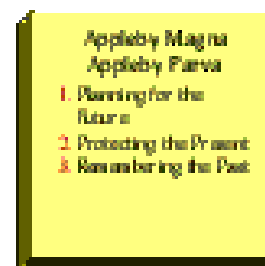


Planning for the Future

A VILLAGE DESIGN STATEMENT FOR APPLEBY MAGNA





What is a Village Design Statement?



- A document that


- ▶ *Describes the distinctive character of the village*
- ▶ *Sets out design principles based on the distinctive local character*
- ▶ *Is accepted by the Local Authorities and taken into account in their planning decisions*



The Quality Initiative

1997 Government Planning Policy

- 
- **Local Planning Authorities to control Quality not just Quantity of developments**
 - **Encouraging local communities to work with Planning Authorities to achieve this**
 - **Result - Village Design Statements**
- 



Becoming Part of the Planning Process

- 
- **VDS must be approved by the District Council**
 - ▶ *So must keep to the guidelines*
 - **Must represent the views of the whole community**



Village Design is about Managing Change



- The District Council's Local Plan determines where developments occur
- The Village Design Statement affects the way planned developments are carried out



An Effective Village Design Statement - 1

- Is developed, researched, written and edited by local people
- Is representative of the views of the village as a whole
- Has involved a wide section of the village community




An Effective Village Design Statement - 2

- Describes the visual character of the village
- Demonstrates how local character & distinctiveness can be protected and enhanced in new developments





An Effective Village Design Statement - 3

- 
- Is compatible with the statutory planning system & the local planning context
 - Is suitable for approval as supplementary planning guidance
 - Is applicable to all forms and scale of developments



An Effective Village Design Statement - 4

- 
- Is about *managing change* not preventing it



Why is it Important for Appleby?

- **Pressure for development increasing in village centre and M42 junction**
 - ▶ *A VDS will strengthen our case against inappropriate development*

- **Local democracy in action**
 - ▶ *Better communication between community and planners so they listen to our point of view*



Can We Do It?

- **Finance is available**
- **Parish Council support it**
- **Professional help from Countryside Commission & Rural Community Council**
- **Local expertise and knowledge**
 - ▶ *Project management*
 - ▶ *Local knowledge, history and heritage*
 - ▶ *Technical skills*



Being Realistic

- Requires commitment and organisation
- Recommended timescale 12 to 18 months





Next Steps . . .

- Establishing a team
- Learning more - meeting with Countryside Commission adviser
- Preparing a project plan

